

Documenting Warfarin as a Home Medication and Communicating Doses on Discharge

Quick reference guide

1. Log in to *PowerChart*.
2. Select *Medication List* from the *menu*.

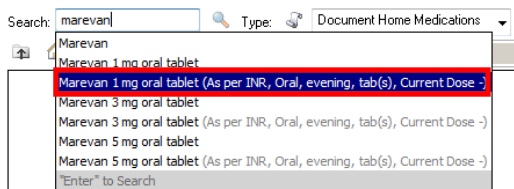


3. Now select *Document Medication by Hx*



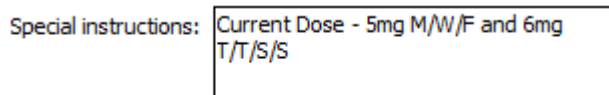
4. From this screen, add new home medications by selecting **+** Add

5. When entering Warfarin, it is important to enter the three separate strengths of Warfarin and select the option with the order sentence (unless the patient is consistently taking a dose less than 5mg and does not require all strengths of Warfarin)



warfarin (Marevan 5 mg oral tablet)	Documented	As per INR, Oral, evening, tab(s), 0 Repeat(s), Current Dose - 5mg M/W/F and 6mg T/T/S/S It should be taken at the same time each day.
warfarin (Marevan 3 mg oral tablet)	Documented	As per INR, Oral, evening, tab(s), 0 Repeat(s), Current Dose - Current Dose - 5mg M/W/F and It should be taken at the same time each day.
warfarin (Marevan 1 mg oral tablet)	Documented	As per INR, Oral, evening, tab(s), 0 Repeat(s), Current Dose - Current Dose - 5mg M/W/F and It should be taken at the same time each day.

6. In the order entry field, enter information about dosing into *Special Instructions*.



When a patient is admitted to hospital, warfarin will be ordered as part of a PowerPlan and **should not** be converted from a Documented Home Medication into an inpatient medication order.



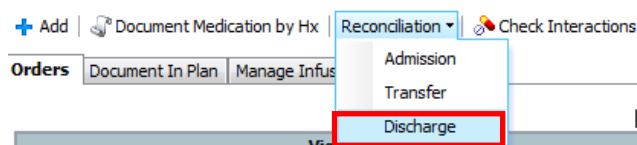
At the point of discharge, if a patient does not require any warfarin supply (and therefore does not require a prescription) but there are changes to the dose of warfarin, the following procedure should be followed.

Please note: this process will be performed by the medical officer

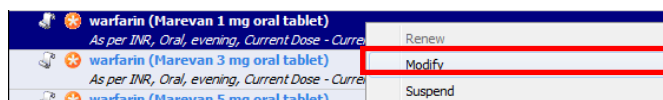
7. Select *Orders* from the *menu*.



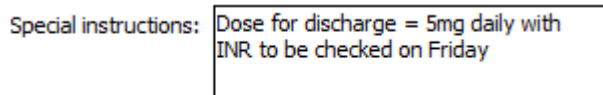
8. From this screen, click on *Reconciliation* and choose *Discharge*.



9. Unlike with other medications during the discharge reconciliation process, do **not** select any of the radio buttons (). Instead, right click on the documented home medication and select *Modify*.



10. Now enter information about the dose for discharge into *Special Instructions*.



Please note, if the patient requires more supply on discharge, the button may be selected to write a prescription and the Special instructions updated at this point.