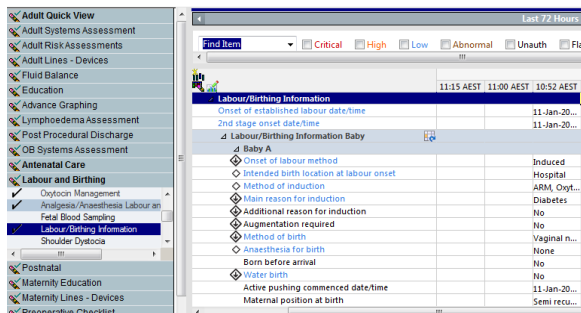


Maternity – Birth Documentation

Quick reference guide

To Document clinically significant birth information:

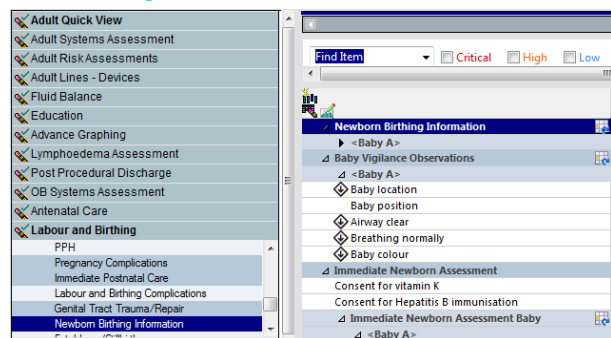
1. Navigate to *Iview* > *Labour and Birthing Band* > *Labour/Birthing Information*



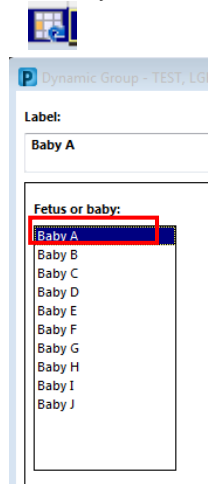
2. Complete the relevant fields
3. It is essential to complete *Method of Birth*. The data entered may trigger additional fields to open depending on the response selected where the symbol displays.

To Document clinically significant newborn information:

1. Navigate to *Iview* > *Labour and Birthing* > *Newborn Birthing Information*



2. If Baby A is not on display, created a *dynamic group*



3. Complete the Relevant fields

Newborn Birthing Information			
Baby A			
Neonate outcome		Live birth	
Initial respiration mode		Spontane...	
Onset regular respirations date/time		11-Jan-20...	
Birth order		1	
Birth weight	kg	2.44	
Birth length	cm	51	
Birth head circumference	cm	31	
Sex at birth		Female	
Heart rate at 1 minute		> 100	
Respiratory effort at 1 minute		Strong	
Muscle tone at 1 minute		Good tone	
Response to stimuli at 1 minute		Strong cry	
Colour at 1 minute		Pink with ...	
Apgar score at 1 minute		9	
Heart rate at 5 minutes		> 100	
Apgar score at 5 minutes		9	