


Care Compass: Activity Workaround


Quick reference guide

Patient Care Orders drive the Care Compass Activity window. Activities can be completed by selection of *Document* or *Done* in the Activity window. This will allow the selected activity to be deemed completed and therefore drop off the Activity list.

The following orders do not have a *Document* or a *Done* function and therefore require a temporary workaround using the *Not Done* button.

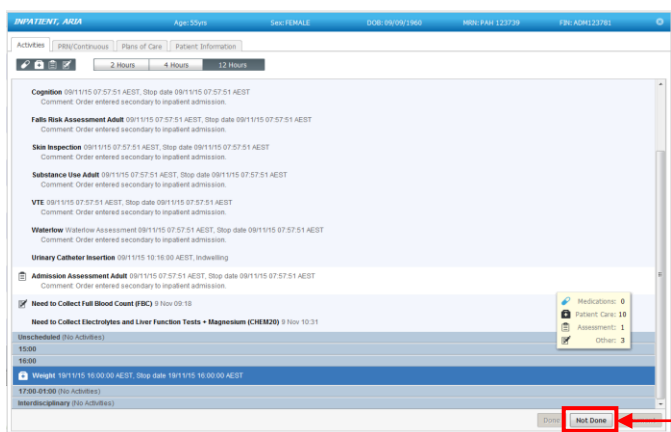
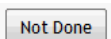
- Vital Signs (when transferred from devices and already deemed documented)
- Weight
- Activities of Daily Living
- Upper Vascular Observations

 Please refer to the *Patient Care Orders Guide* for a full list of recommended orders.

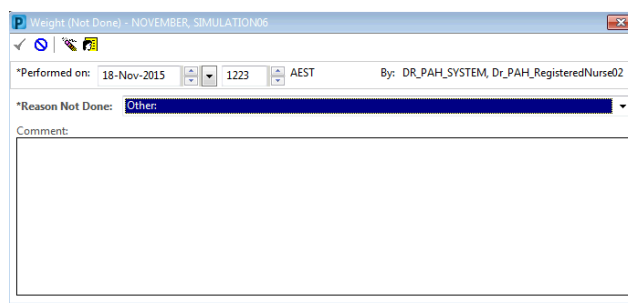
 Document the relevant information in the applicable place of the *iView* patient's chart.

1. From *Care Compass*, select the activity you have already documented in the chart

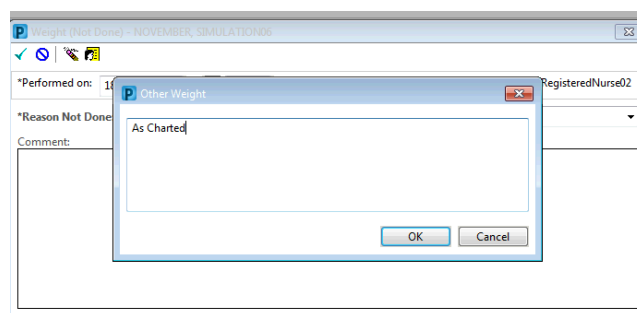
2. Select *Not Done*




3. Select *Other* from the *Reason Not Done* drop down menu



4. In the comment box, type *As charted* and select *OK*



5. Click Sign 

6. Refresh

The activity has now dropped off your Activity List.

Nurse