

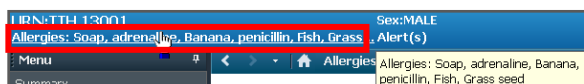
## Allergies: Viewing

### Quick reference guide

#### Viewing Allergies on the Patient Banner Bar

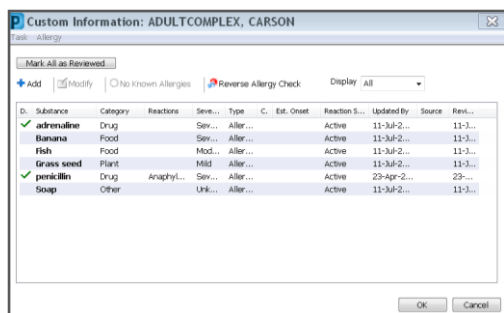
When a patient's medical record is opened the active allergies documented for the patient are displayed on the *Patient Banner Bar*. Allergies display in order of severity and alphabetically with *unknown* reactions displayed first.

Where a patient has multiple allergies that do not all fit on the *Patient Banner Bar*, a text box will display with all the active allergies visible when the cursor is placed over the allergies hyperlink.



To display a full list of patient allergies from the banner bar:

1. Click on the *Allergies* hyperlink
2. The *Custom Information* window will open.

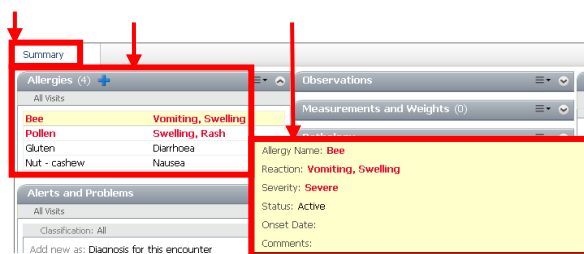


3. A full list of allergies for the patient can be viewed from this screen

#### Viewing Allergies from the Summary Page

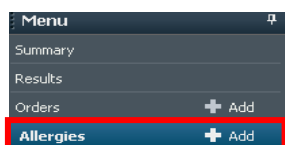
To view further information about the allergy from the *Summary Page*:

1. Hover the mouse over the allergy



#### View allergies from the Allergies profile page

1. Select *Allergies* from the *Patient Menu*



2. The *Allergies* profile page will open displaying a list of allergies for the patient.

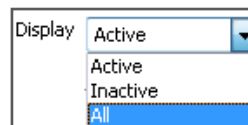
The allergies displayed will depend on the setting of the *Display* filter. The filter will default to *Active*. The display options include:

- *Active* shows only active and proposed allergies
- *Inactive* shows only resolved and cancelled allergies
- *All* shows all allergies regardless of their status



To change the filter:

1. Select the *Display* drop down menu



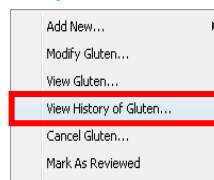
2. Select the filter to apply

#### Viewing history of the patient's Allergy

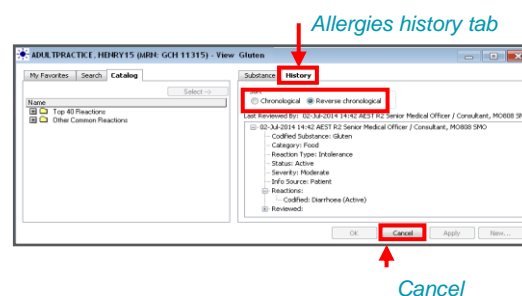
1. To view an allergy and its history:
2. Select *Allergies* from the *Patient Menu*

D.	Substance	Category	Reactions	Seve...	Type	C.	Est. Onset	Reaction S...	Updated By
	Bee	Animal or l...	Vomiting, ...	Severe	Allergy			Active	02-Jul-201...
	Gluten	Food	Diarrhoea	Mode...	Intol...			Active	02-Jul-201...
	Nut - cashew	Food	Nausea	Mild	Sensl...			Active	02-Jul-201...
	Pollen	Plant	Swelling, ...	Severe	Allergy			Active	02-Jul-201...

3. Right click the appropriate allergy; a menu will display
4. Select *View History*



5. The (*Allergy*) *History* window opens



6. The history details of the selected allergy can be sorted chronologically.

To sort the details on the History tab:

7. Choose the *Chronological* radio button or the *Reverse Chronological* button as appropriate
8. Select *Cancel* to exit the *Allergy History* window
9. The window will close and the *Allergies* profile page will display

