

Access: Applying for Dual ieMR Access

Quick reference guide

ieMR dual access is requested through the *IT Support*, and an active ieMR account is a prerequisite.

This is designed for users who work across multiple specialties or ieMR Sites to change their position on a regular basis.

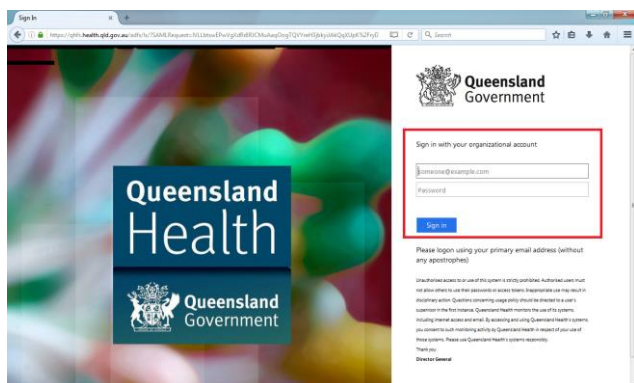
Users no longer need to go to IT to make this change. *MyExperience User Console* allows users to switch their access on their own.

Adding Dual Access to an existing ieMR Account

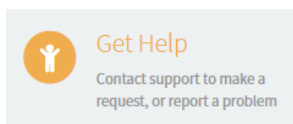
1. Select the *IT Support* icon on the desktop.



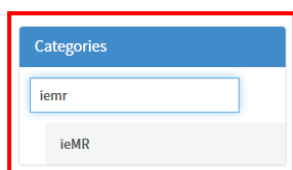
The *Queensland Health IT Support* site will open in Mozilla Firefox.



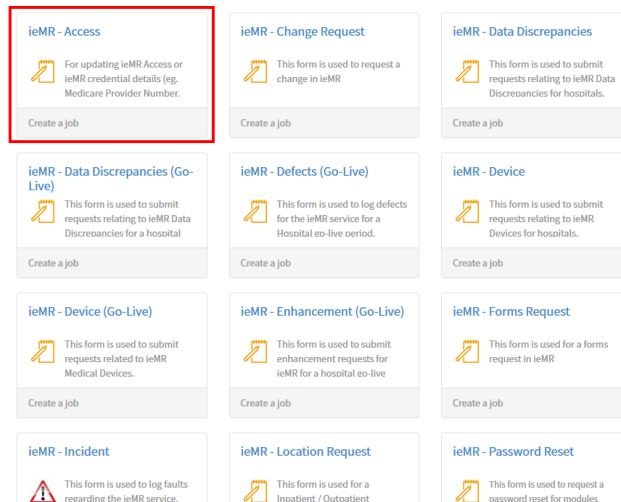
2. If required, log in using your work email address or *QH[Novell username]*
3. Click the yellow *Get Help* button



4. Search for *ieMR*

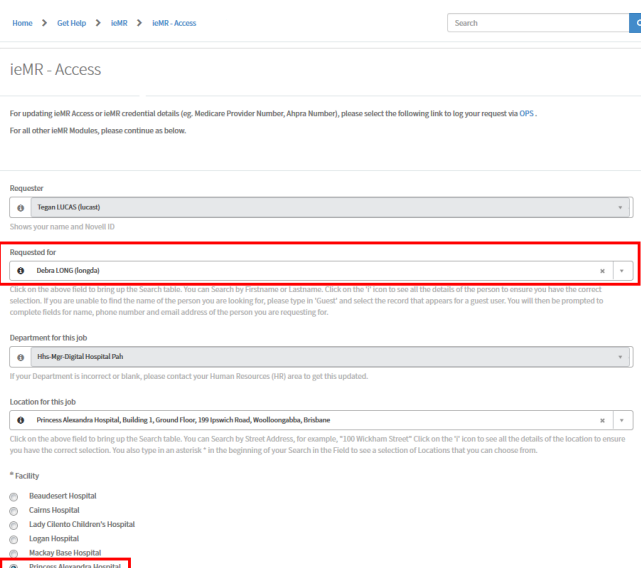


5. Select *ieMR – Access*



Key fields to be completed

- *Requested For:* the clinician requiring the Dual Access
- *Facility:* where the clinician will be working
- *What area of the system do you require assistance with:* Other
- *What other area of the system do you require assistance with:* ieMR – Dual Access
- *Do you have a Novell account:* Yes and Enter Novell User Name of Clinician
- *Access to system:* I can't access what I need
- *What is your access concern:* e.g. Jane Smith is currently an Enrolled Nurse at PA and is doing a placement as R4 Student Nurse at PA from 1/01/17 -15/01/17. Dual Access required.
- Complete the other details as required.



*What area of the system do you require assistance with

FetalLink
 Kofax
 PIE(DA2)
 Other

What other area of the system do you require assistance with

isMR - Dual Access

Do you have a Novell account

Yes
 No

Please provide your Novell User ID

smithj

*Access to system

I can't access at all
 I can't access what I need
 Clinicians Barcode
 Tap On Tap Off

What is your access concern

e.g. Jane Smith is currently an Enrolled Nurse at PA and is doing a placement as R4 Student Nurse at PA from 1/01/17-15/01/17. Dual Access required.

Ward/ Location

e.g. WSA

Has the job been completed

Yes
 No

Does this job raise any concerns about patient harm or potential patient harm

Yes
 No

1. Click **Submit**

MyExperience User Console

MyExperience allows users to change their role 'on the fly'. This functionality applies to: Administration, Allied Health, Doctors, Registered and Enrolled Nurses.

To switch between available positions:

1. Log in to *PowerChart* with your Novell user name and password

Cerner Millennium®

User Name : R3DRCH

Password : [masked]

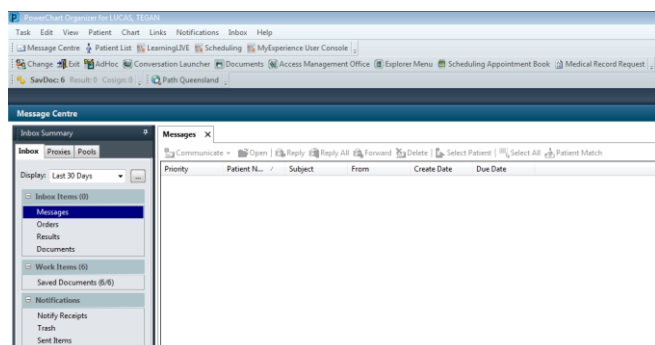
Domain : B0239

OK Cancel

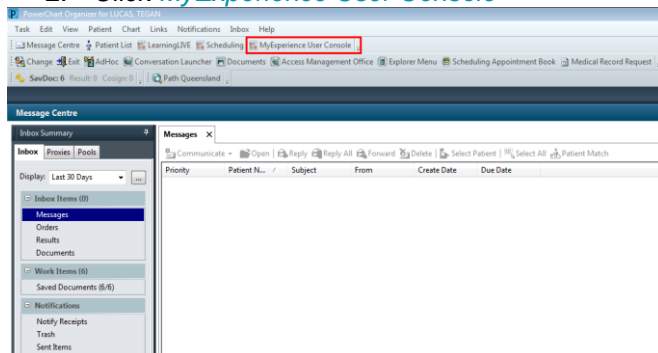
PowerChart

© 2011 Cerner Corporation. All rights reserved. Access and use of this solution system (including components thereof) require, and are governed by, license(s) from Cerner Corporation. Unauthorized use, access, reproduction, display or distribution of any portion of this solution or the data contained therein may result in severe civil damages and criminal penalties. Further information may be found in Help About.

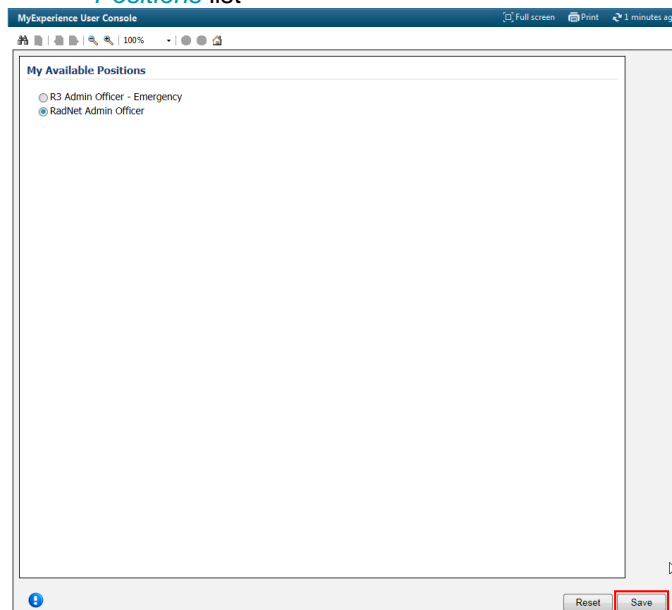
The default opening destination in *PowerChart* is based on the most recent position of the user; for example, for an Admin Officer the *PowerChart* will open by default on *Message Centre*.



2. Click *MyExperience User Console*



3. Select the new position from the *My Available Positions* list



4. Click **Save**

5. Log out of *PowerChart* for the position change to take effect

6. Click **Log out**

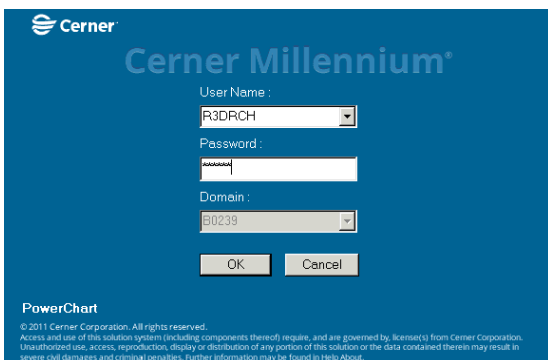
Save Changes

You must log out of PowerChart from this window for the position and/or MPages changes to take effect

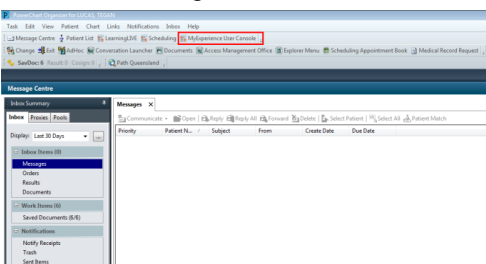
Log out now to make the position and/or MPages change occur or cancel to continue working in PowerChart with the current user settings

Log out Cancel

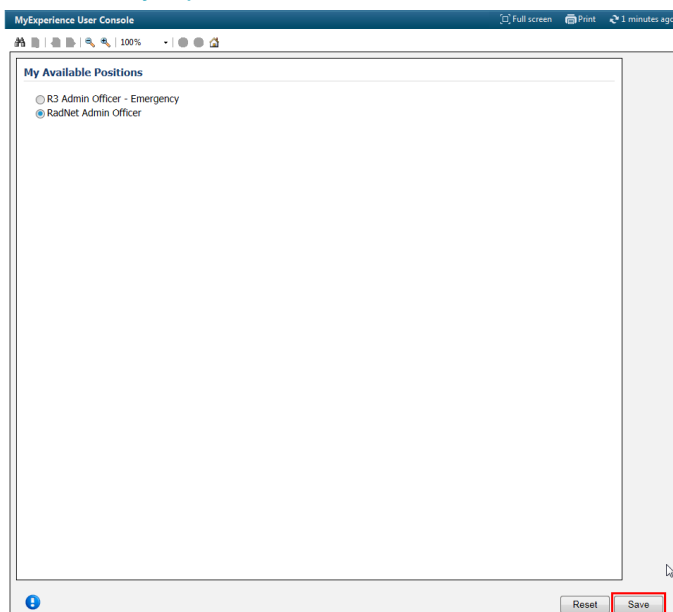
7. Log in again to *PowerChart* as per usual



PowerChart will open to the default home page of the selected access, for instance on *Message Centre* with the *MyExperience User Console* configured to a RadNet Admin Officer



8. To check which role you are currently logged in click *MyExperience User Console*



You can toggle between available roles at any time.



PowerChart will always open using the most recent position selected.