

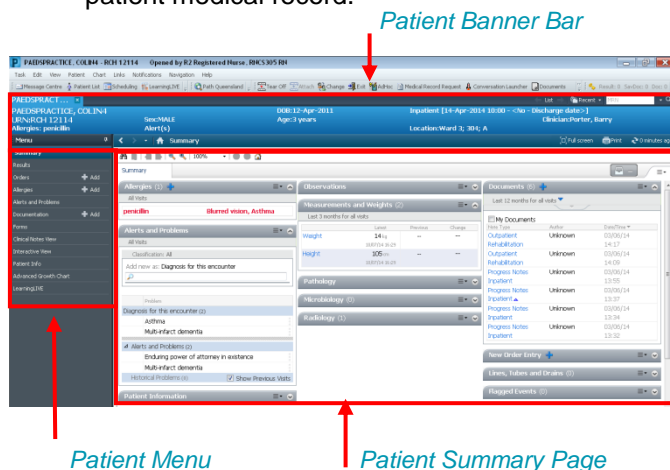
## Navigating Patient Records

### Quick reference guide

#### The Patient Medical Record

When the patient medical record is opened the Patient toolbar will display a tab with the patient name. Selecting a patient tab will display the patient's medical record. It is recommended to have only one patient medical record open at any one time. When viewing a patient's medical record the window is divided into three sections:

- **Patient Banner Bar** displays key patient demographic and encounter specific information for the selected patient medical record
- **Patient Summary Page** acts as a dashboard for all clinical information entered into the selected patient medical record.
- **Patient Menu** is used to navigate through various chart components for the selected patient medical record.



#### The Patient Banner Bar

The **Patient Banner Bar** contains patient demographic and encounter specific information.

The encounter specific details include:

- **Encounter details:** the encounter type, start date and time, and end date and time.
- **Clinician name:** treating clinician for the encounter (as fed from HBCIS or ESM) and abbreviated role.
- **Location details:** patient location during the encounter.
- **Inpatient:** Facility, building, floor/level, ward/unit, room/bay and bed/chair.
- **Outpatient/Pre-Arrival:** Facility, outpatient clinic name (virtual location).
- **Emergency:** Facility, building, floor/level, ward/unit.

The encounter agnostic details include:

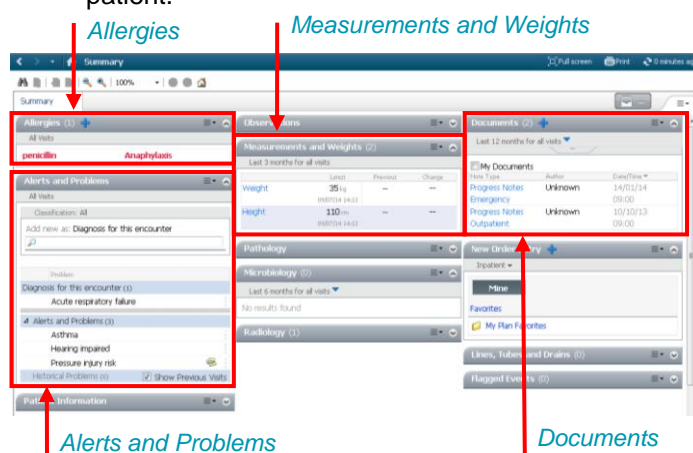
- **Patient demographics** including patient name, sex and date of birth (as entered in HBCIS).
- **URN:** site-specific unit reference number.
- **Allergies:** these will display in alphabetical order when recorded.
- **Alert(s):** This notification will display only if an alert is recorded



#### Patient Summary Page

The **Patient Summary Page** acts as a dashboard for all clinical information entered into the selected patient medical record. When the **Refresh** button is selected, information entered into the patient medical record will feed through and populate the sections as below:

- The **Allergies** section displays active or proposed allergies and the reaction symptoms for the patient.
- The **Alerts and Problems** section displays the diagnosis for the open encounter and all of the current alerts and problems recorded against the selected patients.
- The **Measurements and Weights** section displays any measurements plotted on the patient's growth chart.
- The **Documents** section displays documents dating back up to five years for the selected patient.



#### Patient Menu

The **Patient Menu** is used to navigate through various chart components for the selected patient medical record. When a chart component is selected, the contents will display in the chart component details section of the window.

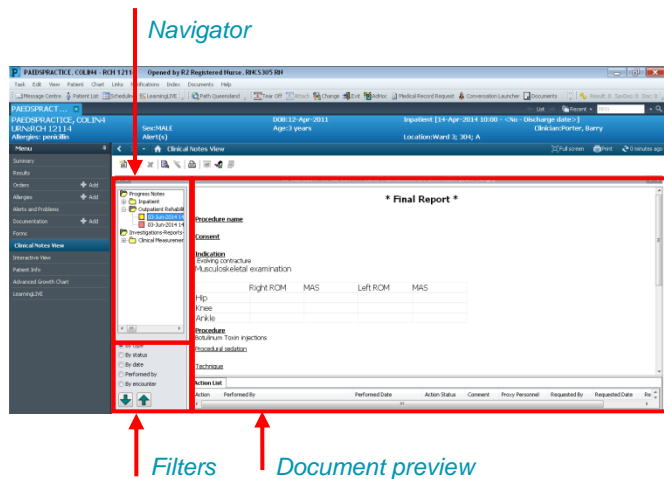
Doctor

Nurse

Allied

Admin

The *Clinical Notes View* component is designed to display all electronic and scanned documentation that has been entered into *PowerChart* for the selected patient's encounter and for all previous encounters that fall into the clinical date range applied to the window.



## Patient Information

The *Patient Information* chart component is designed to provide a summary of information for the patient and is not encounter specific. This *Patient Information* component is displayed across 4 tabs:

- Patient demographics
- Other demographics
- Encounter list
- Provider summary

Doctor

Nurse

Allied

Admin